



**YANMAR**

ULTRA TIGHT TAIL SWING EXCAVATOR

# **SV100-2B**

[Gross] 54.1kW <72.5hp>





 **YANMAR**



# **SV100-2B**

Offers the performance of  
a large excavator while enjoying  
the benefits of mini excavator



**BUILDING**  
**WITH YOU**

# Features of SV100-2B



## Standard Boom Swing and Blade

Boom swing enables parallel digging to a wall.  
Blade is useful for grading and stability.

Page 6, 7

## Hydraulic Quick Coupler

YANMAR ORIGINAL

No tools required to change the attachments.  
(Optional)

Page 13

## Boom Cylinder Guard

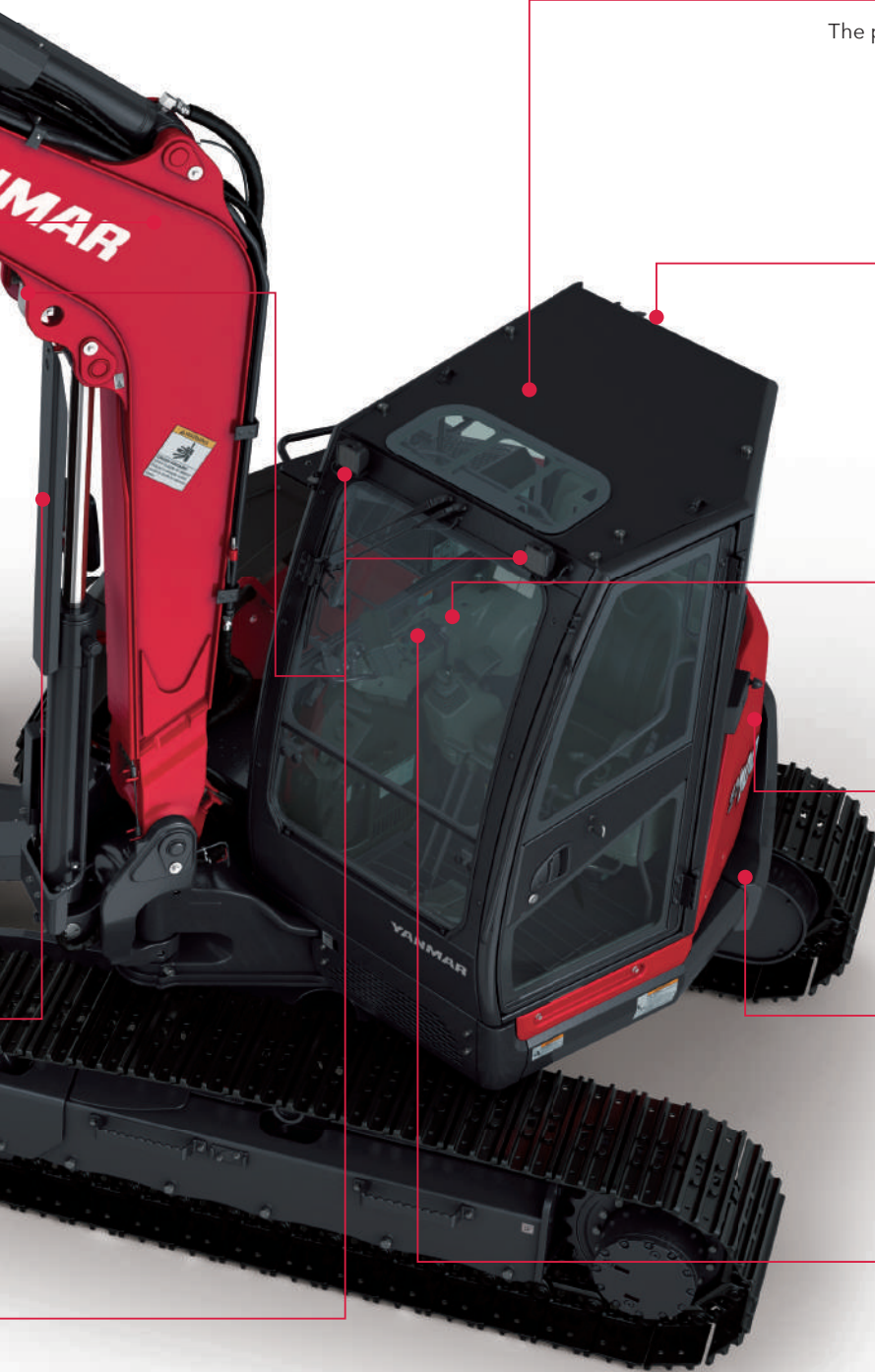
To prevent cylinder rod from damage.

Page 10

## LED Working Lights

Provide brighter light.

Page 10



### **ROPS<sup>\*1</sup> and OPG<sup>\*2</sup> TOP Guard (Level I) Cabin**

The protective structure that meets ISO standards minimizes the damage in case of an accident.

**Page 10**

### **Back Mirror**

Standard back mirror provides sufficient visibility. Ensures safer operation on the job sites.

**Page 10**

### **SMARTASSIST Remote**

Advanced fleet management system.

**Page 13**

### **YANMAR Engine** YANMAR ORIGINAL

Powerful, reliable and efficient.

**Page 8, 9**

### **Ultra Tight Tail Swing**

Near-zero tail swing performance for tight spaces.

**Page 6**

### **Auto Deceleration & Eco Mode**

Efficient automatic engine deceleration. Eco mode reduces fuel consumption by 15%.

**Page 9**

\*1 Roll-Over Protective Structure (ROPS): A structure to protect the operator wearing a seat belt, in case the machine rolls over.  
\*2 Operator Protective Guards (OPG): A structure to protect the operator from falling objects.



Machine width **2320mm**

### **Ultra Tight Tail Swing**


The compact design allows the counterweight to be attached tight to the upper frame resulting in minimal overhang of 170mm. Ultra Tight Tail Swing delivers near-zero tail swing performance for tight spaces.

Operating Weight

**9675kg**

\*Cabin and steel track type

# Delivers the performance of a large excavator while keeping the benefits of a mini excavator




### Standard Boom Swing

One of the major advantages of mini excavator over heavy excavator is a boom swing. It provides the necessary flexibility for parallel digging to obstacles. The combination of Boom Swing and Ultra Tight Tail Swing enables SV100-2B to get the job done in the narrow spaces. No other 10-ton excavator can match the performance of SV100-2B.

### Standard Blade

The efficient dozing can be achieved thanks to the perfectly shaped blade. It also provides an extra stability during digging and lifting.






# Reliable YANMAR engine designed to deliver powerful output and fuel efficiency

## YANMAR Engine

Equipped with powerful and highly fuel efficient engine.

4TNV98T-Z benefits from the latest electronically controlled direct injection and the Exhaust Gas Recirculation (EGR) technologies.

Model **4TNV98T-ZSBV2** Output (Gross) **54.1kW**



### Isochronous Control

The ECU controller helps to maintain constant engine speed even in high loads. Enables operator to work stress-free.



### Auto Deceleration

Automatically lowers the engine speed to idle when the machine stops for more than 4 seconds. Reverts to the original speed, once the operation lever is moved.



### Eco Mode

Lower fuel consumption by reducing the engine speed to 90% from maximum speed.

### The Exhaust Gas Recirculation (EGR)

It partially cools the exhaust gas, and by mixing with suction air and circulating it within the cylinder, lower the burning temperature inside the cylinder and decrease emission (NOx).

# Enhanced safety



## 1 LED Working Lights

Provide brighter light for work safely and with accuracy in dark spaces.

## 2 Boom Cylinder Guard

To prevent cylinder rod from damage.




## ROPS and OPG TOP Guard (Level I) Cabin

The protective structure that meets ISO standards, minimizes the damage in case of accident.



## Emergency Engine Stop Switch

In case of emergency, the engine can be shut down easily with emergency switch.



## Back Mirror

Standard back mirror provides sufficient visibility. Ensures safer operation on the job sites.

# Comfortable operator space



**1**  
**Large LCD Monitor with LED Backlight**  
Easy-to-read display showing operating status and maintenance information.




**2**  
**Dial Accelerator**  
Fingertip control dial easy to change the engine speed.



**3**  
**Ergonomically Designed Controls**  
Ergonomically arranged operating controls and switches are within the reach of one hand.



**4**  
**Suspension and Reclining Seat**  
A suspension and adjustable seat allow the operator to find their perfect working position while reducing shocks and vibrations.



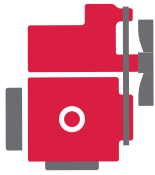
**5**  
**External Power Outlet (12V)**  
The 12V power socket can be used for charging your cell phone and other devices.



**6**  
**P.T.O. Switch and Flow Adjustment**  
Hydraulic P.T.O. lines can be controlled with the tip of your fingers. Ensures precise operation of attachments.



# Easy maintenance



## 1 Engine, Air Cleaner

Wide opening of engine bonnet makes inspection and maintenance of the engine and air cleaner simple.



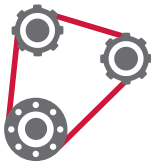
## 2 Hydraulic Oil Tank, Fuel Tank, Grease Pump Holder

Lockable right upper hand side bonnet provides easy access and security.



## 3 Radiator, Battery

No tools required to open the right-hand side bonnet, making battery inspection and cleaning the radiator an easy task.



## 4 Fan Belt, Air Conditioner Belt

Large inspection window for easy access.



## 5 Tool Box

Secure place to keep tools.



**YANMAR ORIGINAL**



**YANMAR Hydraulic Quick Coupler (Optional)**



Watch the video

Quick coupler makes it easier and quicker than ever to change buckets and other attachments. It saves time, so operator can focus job in hand.

Some buckets and attachments may not be applicable.

**P.T.O. Hydraulic Lines (Optional)**

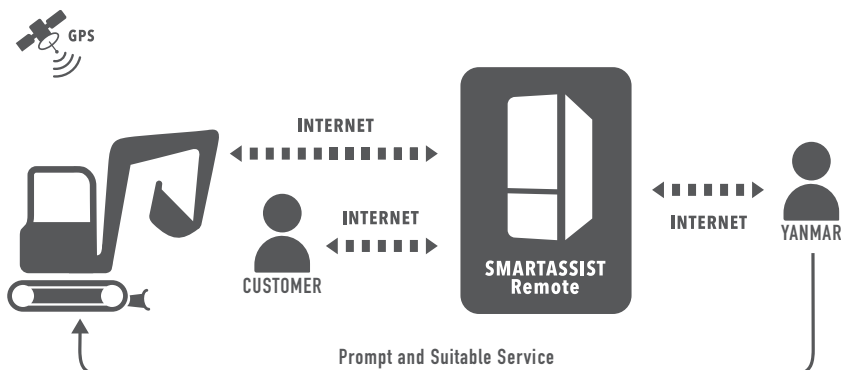
Powerful hydraulic P.T.O.1 and 2 lines are available with adjustable proportional control. Enables easy, fast and intuitive control of various attachments.

# SMARTASSIST

## Remote



Watch the video



**Our service to avoid machine downtime**

SMARTASSIST Remote is a telematic system that provides sophisticated management for construction equipment equipped with a GPS transmission terminal. This system monitors construction equipment remotely and ascertains maintenance intervals and troubles in a timely manner via the Internet, which allows YANMAR to constantly provide the customers with suitable services and support.

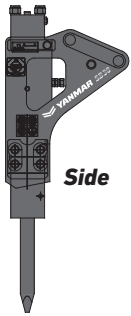
## Attachments

# YANMAR Hydraulic Breaker

A wide range of hydraulic breakers are available for demolition applications. Each model delivers reliability, productivity and durability. Refer to breaker's catalog for more information.



### Product Lineup



**Side**



**Pin Mounted**



**Cap Mounted**



**Box Housing (Silenced)**

## YANMAR's recommended parts

**ecoY**  
GUARANTEED QUALITY & DURABILITY



Watch the video



**ecoY Bucket Tooth-Adapter**



**ecoY Idler**



**ecoY Rubber Track**



**ecoY Rubber Pad**



**ecoY Carrier Roller**

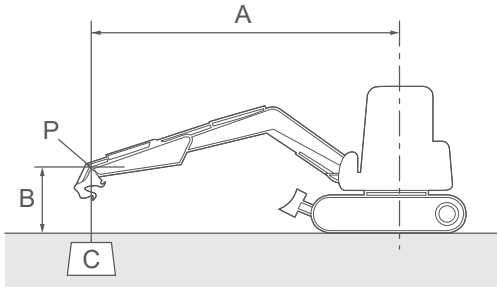


**ecoY Sprocket**



**ecoY Track Roller**

# Lifting Capacity



With: Cabin, rubber track and quick coupler

Without: Bucket

A: Reach from swing center line [m (in.)]

B: Load point height [m (in.)]

C: Lifting load [kg (lbs.)]

P: Load point









 : Rating over front

 : Rating over side or 180 degrees

Loads shown in table include weight of standard bucket [220kg (485lbs.)].








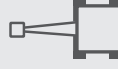
Unit: kg (lbs.)

## Blade on ground

A [m (in.)]	Max.		5.0 (196.9)		4.0 (157.5)		3.0 (118.1)	
B [m (in.)]								
5.0 (196.9)	*1780 (3925)	1430 (3153)	-	-	-	-	-	-
4.0 (157.5)	*1790 (3947)	1190 (2624)	*1710 (3771)	*1710 (3771)	*1740 (3837)	*1780 (3925)	-	-
3.0 (118.1)	*1780 (3925)	1030 (2271)	*1780 (3925)	1440 (3175)	*2050 (4520)	*2050 (4520)	-	-
2.0 (78.7)	*1790 (3947)	950 (2095)	*2080 (4586)	1370 (3021)	*2480 (5468)	1980 (4366)	-	-
1.0 (39.4)	*1880 (4145)	920 (2029)	*2270 (5005)	1330 (2933)	*3090 (6813)	1850 (4079)	*4530 (9989)	2680 (5909)
0 (0)	*1850 (4079)	1000 (2205)	*2490 (5490)	1310 (2889)	*3210 (7078)	1820 (4013)	*4550 (10033)	2710 (5976)
-1.0 (-39.4)	*1880 (4145)	1110 (2448)	*2370 (5226)	1260 (2778)	*3110 (6858)	1730 (3815)	*4270 (9415)	2710 (5976)
-2.0 (-78.7)	*1840 (4057)	1330 (2933)	-	-	*2660 (5865)	1770 (3903)	*3720 (8203)	2720 (5998)

## Blade above ground

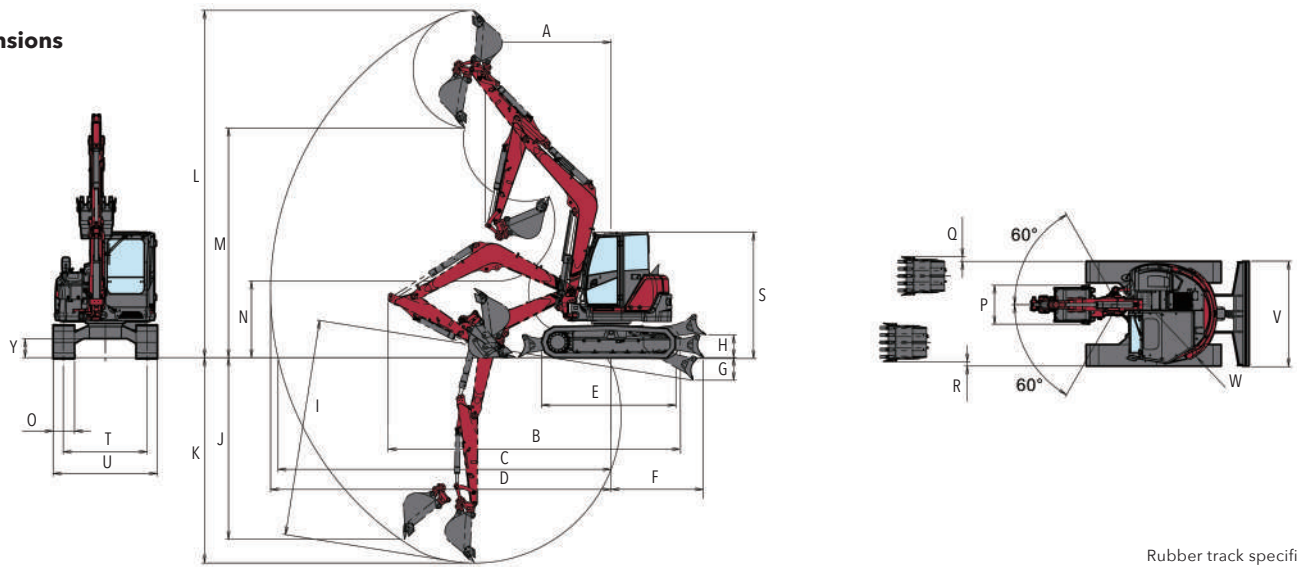
Unit: kg (lbs.)

A [m (in.)]	Max.		5.0 (196.9)		4.0 (157.5)		3.0 (118.1)	
B [m (in.)]								
5.0 (196.9)	*1780 (3925)	1430 (3153)	-	-	-	-	-	-
4.0 (157.5)	1400 (3087)	1160 (2558)	*1710 (3771)	*1710 (3771)	*1740 (3837)	*1780 (3925)	-	-
3.0 (118.1)	1200 (2646)	990 (2183)	*1780 (3925)	1430 (3153)	*2050 (4520)	*2050 (4520)	-	-
2.0 (78.7)	1130 (2492)	920 (2029)	1640 (3616)	1320 (2911)	*2480 (5468)	1930 (4256)	-	-
1.0 (39.4)	1180 (2602)	900 (1985)	1570 (3462)	1280 (2822)	2270 (5005)	1850 (4079)	3350 (7387)	2640 (5821)
0 (0)	1220 (2690)	990 (2183)	1550 (3418)	1250 (2756)	2150 (4741)	1760 (3881)	3290 (7254)	2630 (5799)
-1.0 (-39.4)	1310 (2889)	1040 (2293)	1520 (3352)	1240 (2734)	2110 (4653)	1690 (3726)	3320 (7321)	2600 (5733)
-2.0 (-78.7)	1550 (3418)	1320 (2911)	-	-	2140 (4719)	1720 (3793)	3210 (7078)	2670 (5887)

Note:

The lifting load with the asterisk (\*) mark is limited by hydraulic lifting capacity rather than tipping. The lifting capacity shown in the above list is based on the ISO Standard No. 10567 and represents either 87% of hydraulic lifting capacity or 75% of tipping load, which is smaller.

## ● Dimensions



Rubber track specification  
Unit: mm (in.)

SV100-2B Cabin		A <at boom swing>	B	C	D	E	F	G	H	I	J	K	L	M	N	O	P	Q	R	S	T	U	V	W	Y
		With quick coupler	2790 (110) <2390 (94.1)>	6490 (256)	7400 (291)	7570 (298)	3070 (121)	2040 (80.3)	460 (18.1)	520 (20.5)	4810 (189)	4010 (158)	4530 (178)	7730 (304)	5120 (202)	1730 (68.1)	485 (19.1)	800 (31.5)	80 (3.15)	120 (4.72)	2810 (111)	1870 (73.6)	2320 (91.3)	2320 (91.3)	1330 (52.4)
Without quick coupler	2480 (98) <2110 (83.0)>	6390 (252)	7060 (278)	7240 (285)					4570 (180)	3870 (152)	4290 (169)	7260 (286)	5410 (213)	1880 (74.0)											

## ● Specifications

MODEL		SV100-2B			
TYPE		Cabin			
		With quick coupler	Without quick coupler		
WEIGHT	Operating weight	Rubber track	kg (lbs.)	9775 (21550)	9625 (21219)
		Steel track	kg (lbs.)	9825 (21660)	9675 (21330)
ENGINE	Type	Vertical 4-cylinder water-cooled direct injection diesel engine			
	Model	4TNV98T-ZSBV2			
BUCKET	Rated output, gross	kW (HP) / rpm			54.1 (72.5) / 2100
	Capacity, standard	cu.m (cu.ft)			0.3 (10.59)
PERFORMANCE	Width, standard	mm (in.)			800 (31.50)
	Max. digging force	Bucket	kN (lbs.)	54.3 (12207)	68.5 (15399)
Arm		kN (lbs.)	42.3 (9500)	45.8 (10296)	
PERFORMANCE	Max. digging depth <at the blade down>	mm (in.)			4530 (178) <4810 (189)>
	Max. vertical wall digging depth	mm (in.)			4010 (158)
PERFORMANCE	Max. cutting height	mm (in.)			7730 (304)
	Max. dumping height	mm (in.)			5120 (202)
PERFORMANCE	Max. digging radius of the ground	mm (in.)			7400 (291)
	Front min. swing radius <at swinging the boom>	mm (in.)			2790 (110) <2390 (94)>
PERFORMANCE	Boom swing angle: left / right	degrees			60 / 60
	SPEED	Travel speed: high / low	Rubber track	km/h (mph)	4.4 (2.7) / 2.5 (1.6)
Steel track			km/h (mph)	4.0 (2.5) / 2.2 (1.4)	
SPEED	Swing speed	rpm			9.1
	GROUND PRESSURE	With standard track	Rubber track	kPa (PSI)	37.9 (5.5)
Steel track			kPa (PSI)	38.8 (5.6)	38.2 (5.5)
TANK CAPACITY	Fuel tank	L (gal)			115 (30.4)
	Hydraulic oil tank	L (gal)			60 (15.8)
HYDRAULIC SYSTEM	Pump displacement	L/min (gpm)			77.7 (20.5)×2 <Variable displacement pump> 57.5 (15.2)×1, 20 (5.3)×1 <Gear pump>
	Relief set pressure	MPa (PSI)			27.5 (3988)×2, 24.0 (3481)×1, 2.9 (421)×1
	Max. P.T.O. output	L/min (gpm)			130 (34.3)

All data are subject to change without notice. Note that the standard equipment may vary. Consult your YANMAR dealer for confirmation.

## YANMAR COMPACT EQUIPMENT



yanmar.com